

## WPCN384U

# Legacy-Reduced SuperI/O with Two Serial Ports, Parallel Port and GPIOs for Notebook and Docking Applications

### General Description

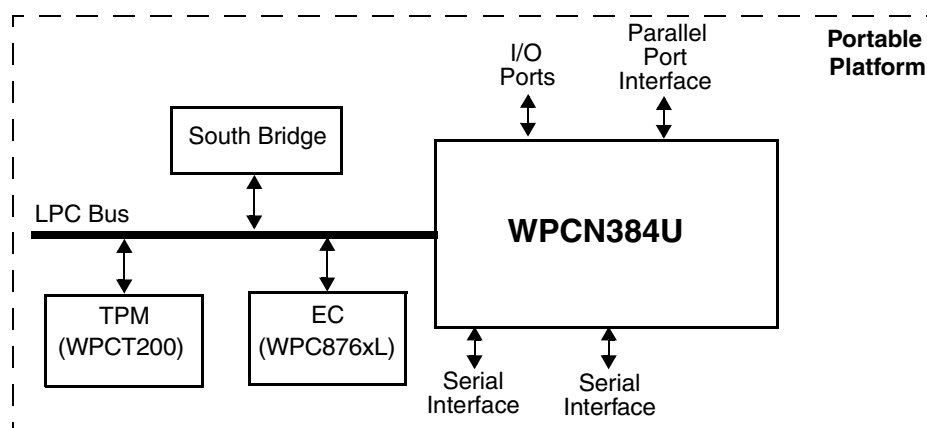
The WPCN384U, a member of the Winbond LPC SuperI/O family, is targeted for a wide range of notebook and docking applications. The WPCN384U is PC2001 and ACPI compliant, and features two Serial Ports, Parallel Port and General-Purpose Input/Output (GPIO) support for a total of 21 ports.

The WPCN384U is an optimized solution for notebook systems requiring no FIR Port, and for LPC-based docking stations implementing an on-board SuperI/O.

### Outstanding Features

- Pin and software compatible with the Winbond 87384
- Two Serial Ports
- LPC bus interface, based on Intel's *LPC Interface Specification Revision 1.1*, August 2002 (supports CLKRUN and LPCPD signals)
- PC2001 and ACPI Revision 3.0 compliant
- IEEE 1284 Parallel Port
- 21 GPIO ports, including 14 with IRQ assertion capability
- Two testability modes (XOR Tree and TRI-STATE<sup>®</sup> device pins).
- 5V tolerant and back-drive protected pins (except LPC bus pins)
- 64-pin TQFP package

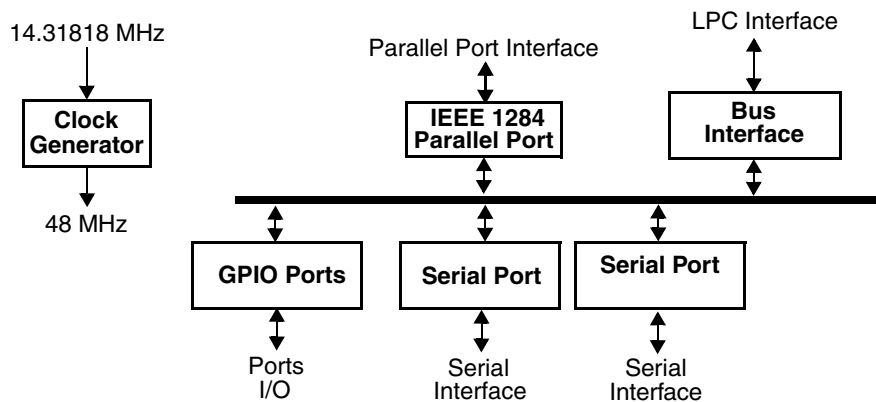
### System Block Diagram



## Features

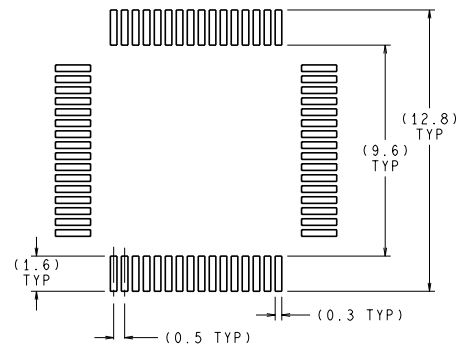
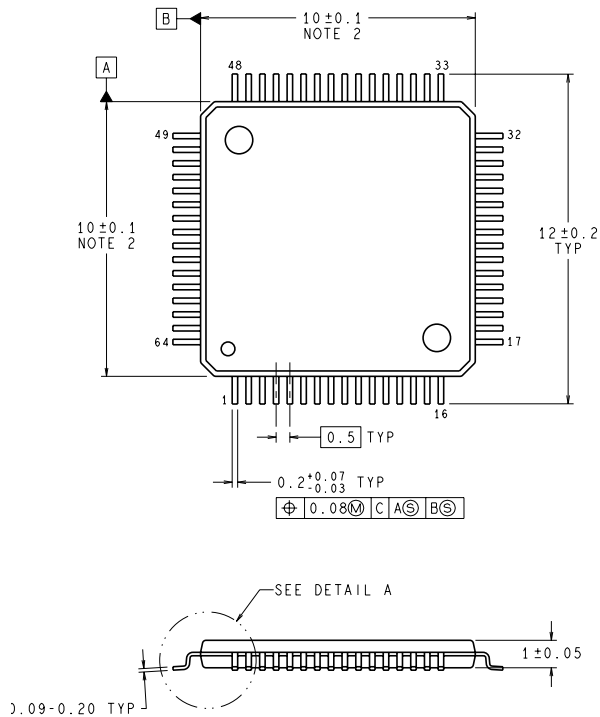
- Two Serial Ports (SP1 and SP2)
  - Software compatible with the 16550A and the 16450
  - Shadow register support for write-only bit monitoring
  - UART data rates up to 1.5 Mbaud
- IEEE 1284-Compliant Parallel Port
  - ECP, with Level 2 (14 mA sink and source output buffers)
  - Software or hardware control
  - Enhanced Parallel Port (EPP) compatible with EPP 1.7 and EPP 1.9
  - Supports EPP as mode 4 of the Extended Control Register (ECR)
  - Selection of internal pull-up or pull-down resistor for Paper End (PE) pin
  - Supports a demand DMA mode mechanism and a DMA fairness mechanism for improved bus utilization
  - Protection circuit that prevents damage to the parallel port when a printer connected to it is powered up or is operated at high voltages (in both cases, even if the WPCN384U is in power-down state)
- 21 General-Purpose I/O (GPIO) Ports
  - Supports IRQ assertion
  - Programmable drive type for each output pin (open-drain, push-pull or output disable)
  - Programmable option for internal pull-up resistor on each input pin
  - Output lock option
  - Input debounce mechanism
- LPC System Interface
  - 8-bit I/O cycles
  - $\overline{\text{LPCPD}}$  and  $\overline{\text{CLKRUN}}$  support
  - Implements PCI mobile design guide recommendation (*PCI Mobile Design Guide 1.1, Dec. 18, 1998*)
- PC2001 and ACPI 3.0 Compliant
  - PnP Configuration Register structure
  - Flexible resource allocation for all logical devices
    - Relocatable base address
    - 15 IRQ routing options
    - Optional 8-bit DMA channels (where applicable) selected from four possible DMA channels
- Clock Sources
  - 14.318 MHz or 48 MHz clock input
  - LPC clock, 0 or 30 MHz to 33 MHz
- Strap Configuration
  - Base Address (BADDR) strap to determine the base address of the Index-Data register pair
  - Strap Inputs to select testability mode
- Power Supply
  - 3.3V supply operation
  - All pins are 5V tolerant, except LPC bus pins
  - All pins are back-drive protected, except LPC bus pins
- Testability
  - XOR Tree
  - TRI-STATE device pins

## Internal Block Diagram

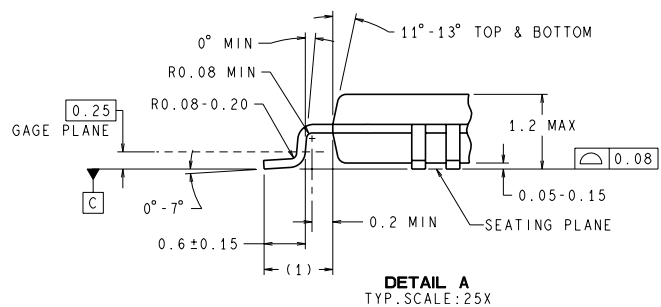


## Physical Dimensions

All dimensions are in millimeters



LAND PATTERN RECOMENDATION



**64-Pin Thin Quad Flatpack (TQFP)**  
**Order Number WPCN384U\_0MG**  
 (Replace “\_” with chip revision: A, B, and so on)

### Important Notice

Winbond products are not designed, intended, authorized or warranted for use as components in systems or equipment intended for surgical implantation, atomic energy control instruments, airplane or spaceship instruments, transportation instruments, traffic signal instruments, combustion control instruments, or for other applications intended to support or sustain life. Furthermore, Winbond products are not intended for applications wherein failure of Winbond products could result or lead to a situation wherein personal injury, death or severe property or environmental damage could occur.

Winbond customers using or selling these products for use in such applications do so at their own risk and agree to fully indemnify Winbond for any damages resulting from such improper use or sales.

**Headquarters**  
 No. 4, Creation Rd. III,  
 Science-Based Industrial Park,  
 Hsinchu, Taiwan  
 TEL: 886-3-5770066  
 FAX: 886-3-5665577  
<http://www.winbond.com.tw/>

**Winbond Electronics Corporation America**  
 2727 North First Street, San Jose,  
 CA 95134, U.S.A.  
 TEL: 1-408-9436666  
 FAX: 1-408-5441798

**Winbond Electronics (Shanghai) Ltd.**  
 27F, 2299 Yan An W. Rd. Shanghai,  
 200336 China  
 TEL: 86-21-62365999  
 FAX: 86-21-62365998

**Taipei Office**  
 9F, No.480, Rueiguang Rd.,  
 Neihu District, Taipei, 114,  
 Taiwan, R.O.C.  
 TEL: 886-2-8177-7168  
 FAX: 886-2-8751-3579

**Winbond Electronics Corporation Japan**  
 7F Daini-ueno BLDG, 3-7-18  
 Shinyokohama Kohoku-ku,  
 Yokohama, 222-0033  
 TEL: 81-45-4781881  
 FAX: 81-45-4781800

**Winbond Electronics (H.K.) Ltd.**  
 Unit 9-15, 22F, Millennium City,  
 No. 378 Kwun Tong Rd.,  
 Kowloon, Hong Kong  
 TEL: 852-27513100  
 FAX: 852-27552064

For Advanced PC Product Line information contact: [APC.Support@winbond.com](mailto:APC.Support@winbond.com)

Please note that all data and specifications are subject to change without notice.  
 All the trademarks of products and companies mentioned in this product brief belong to their respective owners.